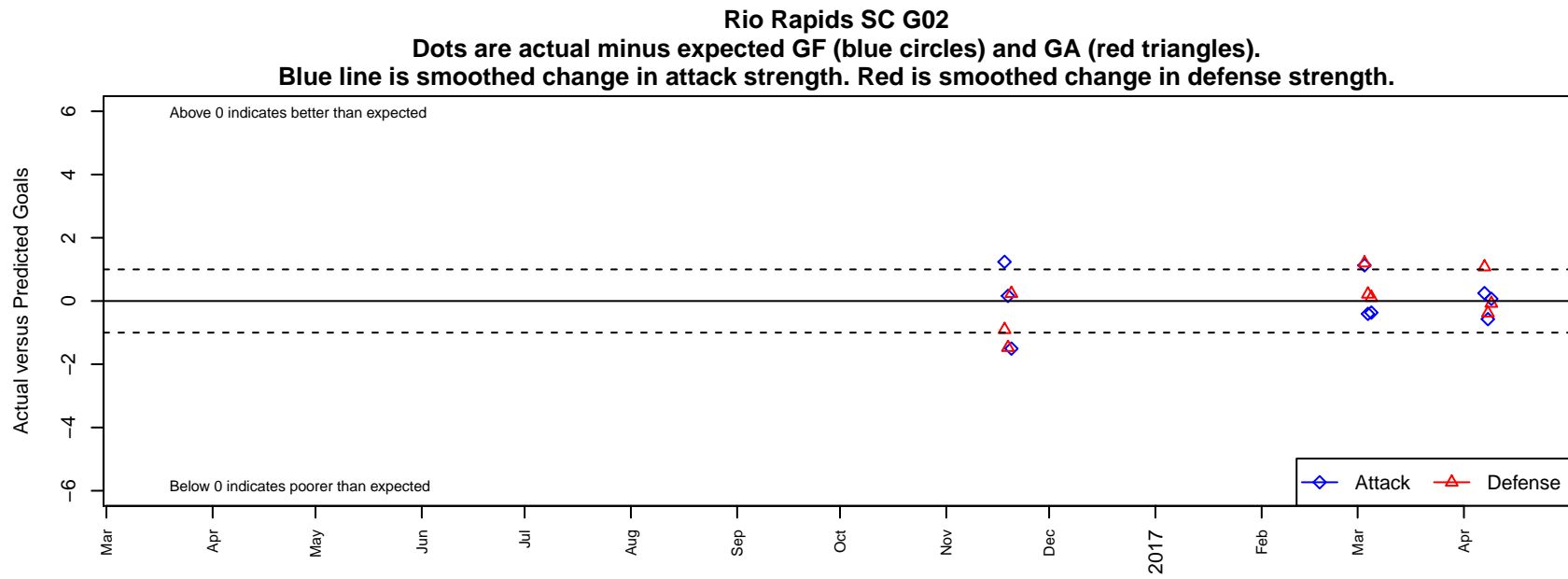


Rio Rapids SC G02

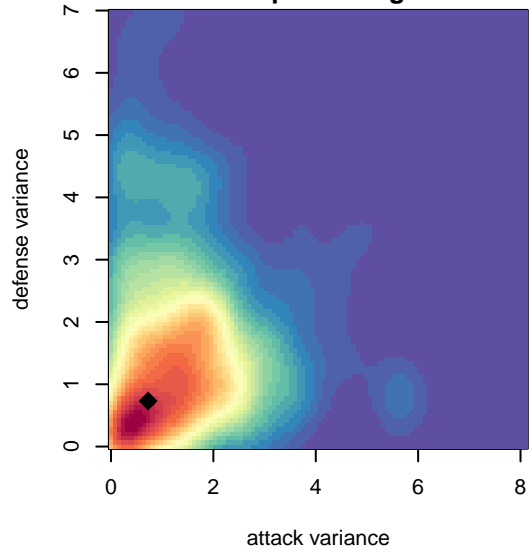
, NM
G02 total strength=1738
attack=35.03 defense=18.99

alt names used:
RIO RAPIDS SC 02G

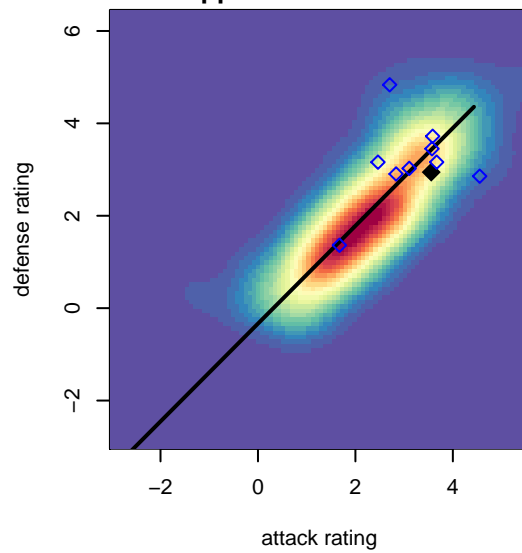
Venues played:
2016 FWRL Desert 2002 U15



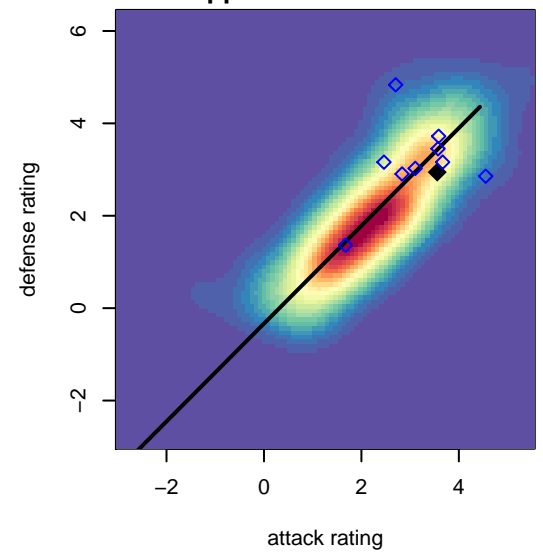
**attack and defense variance (black dot)
relative to other teams
and top 10 in region**



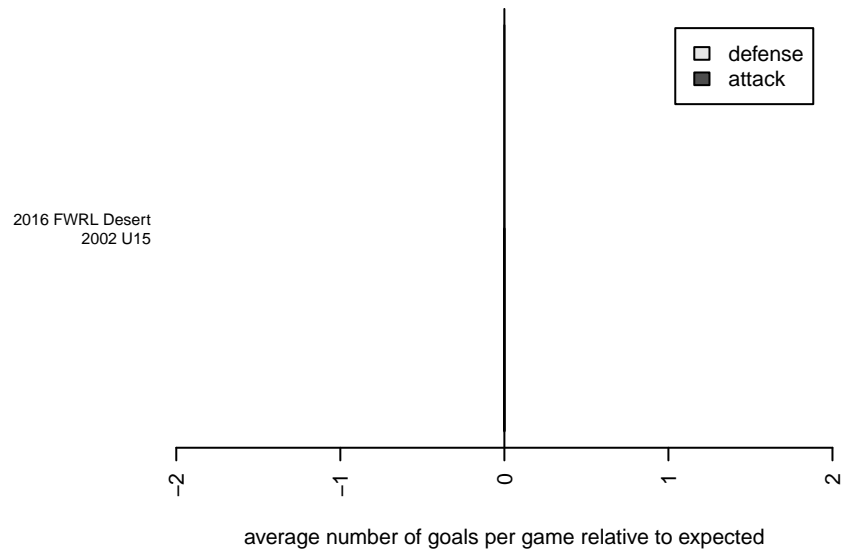
**attack and defense rating
relative to others at age
and all opponents in last 13 months**



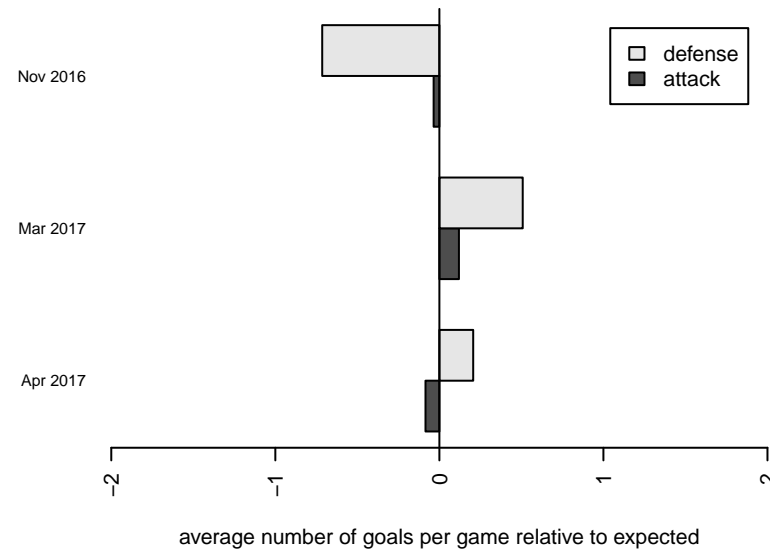
**attack and defense rating
relative to others at age
and all opponents in last 13 months**



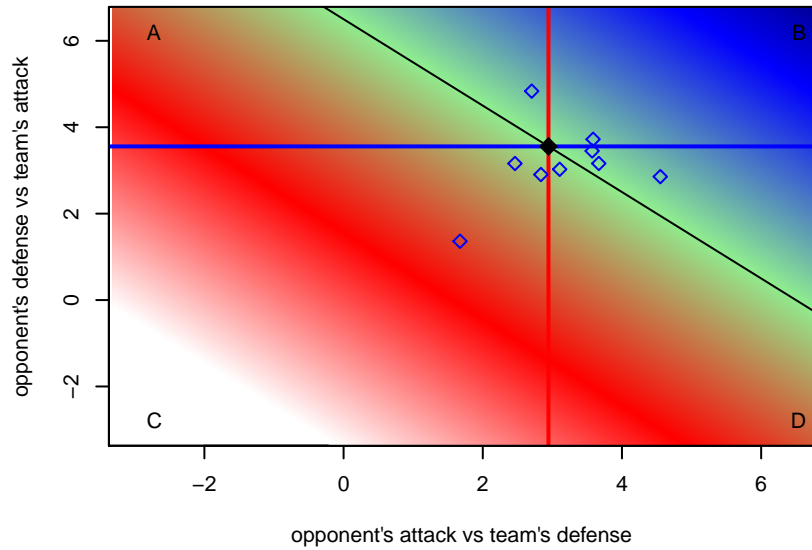
Performance relative to 13 month average



Performance relative to 13 month average



Distribution of opponents
 Red = Lose zone, Blue = Win zone, Green = Even
 Black line separates win/lose zones



lot. A=Neither has attack advantage, B=Opponent has both attack and defense advantage, C=Opponent has both attack and defense disadvantage, D=Both have

date	home		away		venue	pred.home	pred.away
2017-04-09	Scottsdale Blackhawks G02	1	Rio Rapids SC G02	2	2016 FWRL Desert 2002 U15	0.92	1.93
2017-04-08	Legacy Red G02	1	Rio Rapids SC G02	1	2016 FWRL Desert 2002 U15	0.62	1.57
2017-04-07	Rio Rapids SC G02	1	Arizona Arsenal Premier Teal G02	1	2016 FWRL Desert 2002 U15	0.75	2.08
2017-03-05	Rio Rapids SC G02	0	Sparta United Premier KL G02	1	2016 FWRL Desert 2002 U15	0.37	1.11
2017-03-04	Utah Celtic FC Premier G02	2	Rio Rapids SC G02	1	2016 FWRL Desert 2002 U15	2.21	1.41
2017-03-03	Rio Rapids SC G02	3	La Roca Premier G02	4	2016 FWRL Desert 2002 U15	1.87	5.20
2016-11-20	Rio Rapids SC G02	8	Las Vegas Neon Blue G02	0	2016 FWRL Desert 2002 U15	9.51	0.24
2016-11-19	Players SC Elite G02	3	Rio Rapids SC G02	2	2016 FWRL Desert 2002 U15	1.53	1.84
2016-11-18	Rio Rapids SC G02	2	Las Vegas Premier SA Red G02	3	2016 FWRL Desert 2002 U15	0.76	2.09